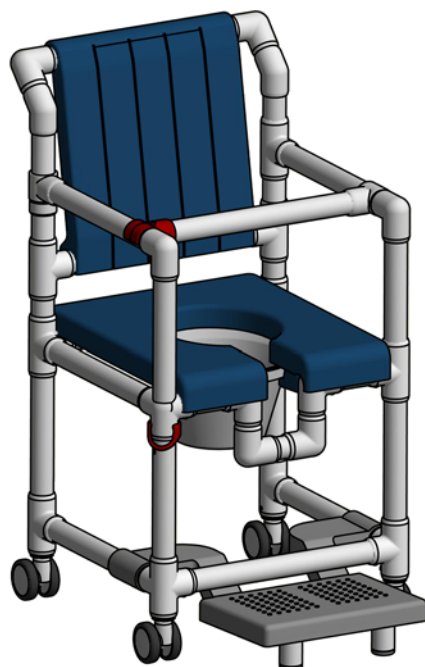




Shower chairs/multifunctional toilets

SCC 250 PPG SB



Content

1 Introduction	1
2 Intended use	1
3 General safety rules.....	1
4 Use and functions	1
5 Accessories	3
6 Technical data	3
7 Identification mark.....	3
8 Cleaning and disinfection	4
9 Maintenance and inspection.....	4
10 Storage, reuse, treatment of waste	4
11 Warranty / Liability	4

1 Introduction

These instructions for use contain important information about the use of the product. Read the instructions carefully and follow the safety instructions in particular.

2 Intended use

This model is intended as an aid for showering, grooming and personal hygiene. In addition, the mobile chair with footrest can be used as a transport chair in the shower room. The backrest and armrests ensure a stable sitting position.

Indication: The product provides support in case of reduced mobility or loss of balance.
Contraindication: Inability to sit.

Product lifetime: The expected lifetime is 10 years. Depending on the wear and tear of certain components (e.g. wheels and cushions), it may be necessary to replace them earlier. The use of spare parts will increase the service life.

3 General safety rules

Only use the product on flat surfaces indoors. Avoid moving around independently while fiddling, as your feet could get caught under the frame.

Do not shift your weight by tilting your upper body to the side, front or back, e.g. by picking up objects. This can cause the model to tip over.

After each use, remove any traces of soap from the chair to avoid accidents due to the risk of slipping.

The model can be permanently subjected to a temperature range of 0 °C to 60 °C. Due to the properties of the plastic, a load outside this temperature range may cause damage. Also, do not expose the product to point loads of heat, such as radiators. Before each use, check the product for damage. If damaged, do not use the product again until it is repaired.

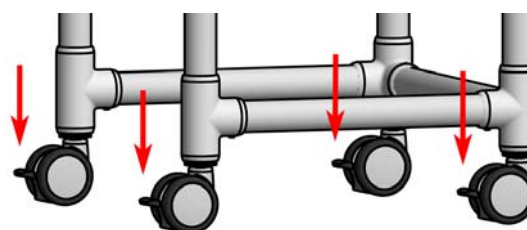
All serious incidents related to this product should be reported to us (manufacturer) and the relevant authorities.

4 Use and functions

- 75 mm wheels

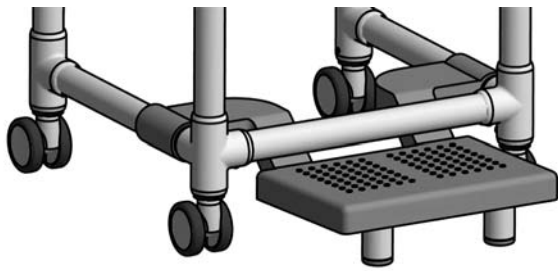
The model is equipped with four 75 mm double wheels with free rotation. The chair may only be used with the help of an attendant. Do not exceed the walking pace when using the chair.

All wheels are equipped with a parking brake. When transferring a person from the shower or toilet, all parking brakes must be locked.



- Extendable footrest FT

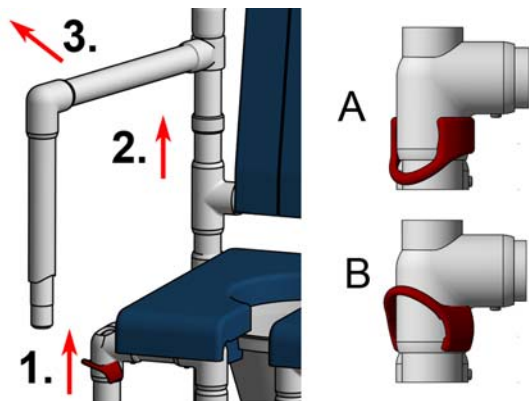
The footrest is used for placing the feet. The footrest is slidably attached to the lower frame posts, making it easy to move the footrest into position by sliding it forward or backward. The support bars underneath the footrest with non-slip feet keep the footrest stable and prevent the chair from tipping forward. If the chair is retrofitted with larger castors, the support bars must also be extended.



- ASA swivel armrest

It facilitates the transfer of the user into or out of the wheelchair. To do this, first loosen the locking device (1) by turning the red plastic bracket upwards by 90°. Then lift the armrest at the rear at the joint (2) and swivel it outwards (3). Locking is done in the reverse order. Always lock the armrest after the transfer! Caution: Do not load the armrest when it is swung out!

A: Safety bar closed
B: Open safety clamp



- SB safety bar

This serves as an additional handhold. The safety bar is attached to an armrest so that it can swivel. The sling bar is closed by pressing the half-open end onto the opposite armrest. It then lies horizontally in front of the person sitting in the chair. However, it is not a fixation, as it can be opened at any time by the person sitting in the chair.

The easiest way to open the chair is to reach under the bar and press the armrest from above with your thumb.

Caution: The roll bar serves as additional protection during transport and allows the user to hang on comfortably. However, the roll bar is not an absolute protection against slipping or falling.



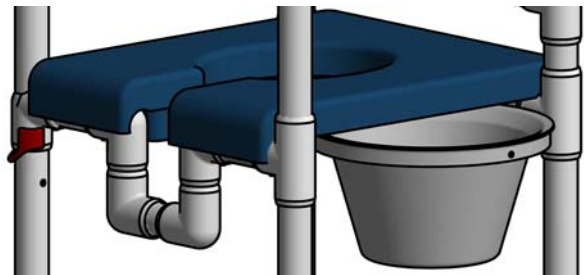
- Padded seat PP

The polyurethane foam seat increases seating comfort and also facilitates access to intimate areas.

The seats are simply placed on the seat frame of the chair and can be removed for cleaning. In the case of standard seats, the pot is inserted from the left side. If necessary, the handle must be parallel to the direction of insertion!

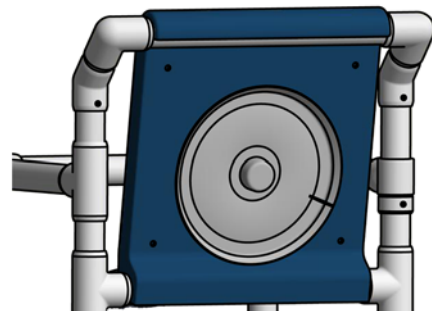
- TK toilet pot

The plastic toilet pot (polypropylene) is temperature resistant up to 105°C. The pot is suitable for all dishwashers and is resistant to disinfectants. Pressing the lid creates a vacuum which reduces odours. The pot is held in place by running the fingers of one hand under the rim. It is graduated on the inside so that the fill level can be read. The bucket is inserted as shown.



- PR padded backrest

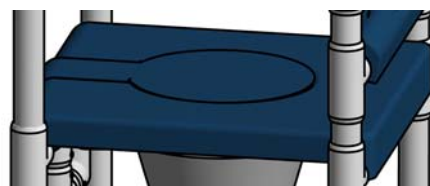
The padded backrest increases seating comfort. Simply press it onto the bottom rail and then slide it onto the top rail, pulling the lip up slightly. The upholstered backrest can be removed just as easily for cleaning. On the back, the toilet lid can be quickly attached by pressing it down.



5 Accessories

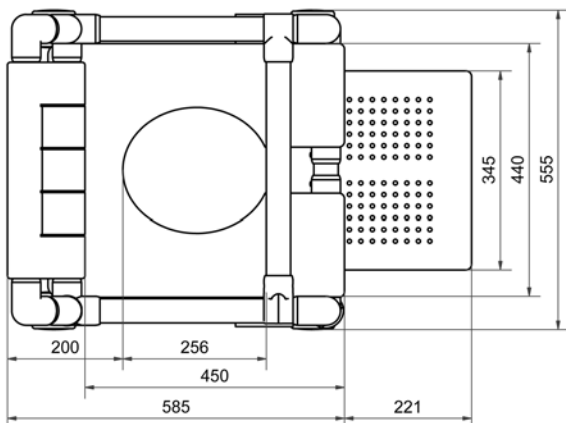
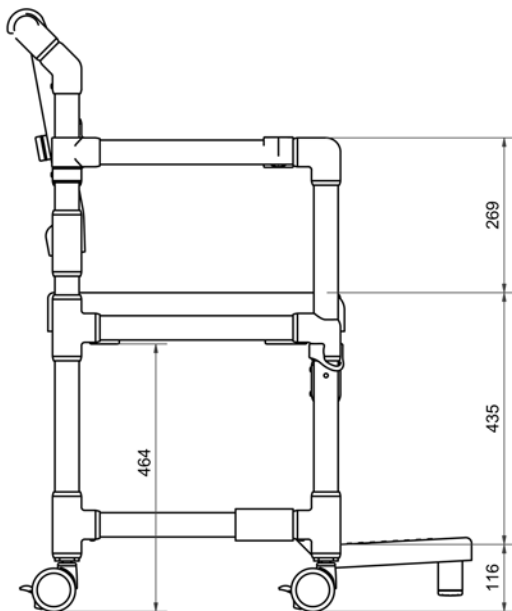
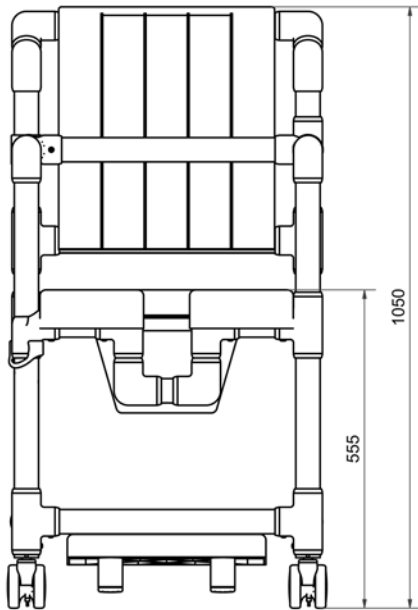
- PPE cover

The opening cover serves to close the seat cut-out, to reduce the spread of odours if the chair is used as a night chair and to visually close the seat. The opening cover does not provide a completely closed seat. When taking a shower or using the toilet, the cover must be removed.



6 Technical data

All dimensions are given in millimetres.










SCC 250 PPG SB

Weight : 17.8 kg

Maximum load capacity : 150 kg

7 Identification mark

On the frame of the product there are labels with the following symbols:

	Medical device
	CE mark
	Order number
	Serial number
	maximum User weight kg
	Manufacturer
	Date of manufacture YYYY-MM

from
01.01.2025

 UDI



Unique Device Identifier
Barcode GS1 DataMatrix

(01) 04260629321092
(21) 202105673

(01) GTIN (ex.)
(02) Seriennummer (ex.)

8 Cleaning and disinfection

The product can be easily cleaned with warm water and common household cleaners. Use a sponge or soft cloth. Caution: Do not use steel wool or abrasive products! For manual treatment, wipe all components with a colourless surface disinfectant. Observe the manufacturer's instructions regarding the action times and safety of use.

For polyurethane foam upholstery: Do not clean or handle with sharp objects. Use only soap-based (basic) cleaning agents, temperature up to 80 °C. Acidic cleaning agents are not suitable.

Caution: When using rapid disinfectants, the cushions should not be rubbed during the time of action and 20 minutes afterwards. If necessary, the cushions must be cleaned of dirt beforehand.

In order to maintain the smooth operation of the extendable footrest, please clean the intermediate spaces as required by sliding the sliding parts back and forth under a strong water jet. Spraying the sliding surfaces with a silicone spray promotes smooth operation.

9 Maintenance and inspection

The product is maintenance-free if the described cleaning and safety instructions are followed.

A full inspection should be carried out at least once a year. This is to check that the fittings are correctly and securely attached. Also, all fasteners should be

checked for cracks. If this is the case, the product should be taken out of service until the repair is carried out.

The rolling and rotation properties of the castors and the operation of the parking brakes should be checked weekly.

Your RCN Team

Update: 20.01.2023

10 Storage, reuse, treatment of waste

Storage: Store the product at a temperature between 0 °C and 40 °C in a dry environment with a maximum humidity of 75%.

Reuse: The product is suitable for repeated use. The frequency depends on the wear and tear of the product from use to function. Clean and disinfect the product according to chapter 7. Only give the product to a third party if all components fulfil their functions.

Waste treatment: The product does not contain any hazardous substances. You can dispose of the product locally.

11 Warranty / Liability

We offer the end user a warranty on the RCN product under the following conditions:

The warranty period is usually 3 years; for the plastic or metal frame it is 5 years. The warranty period begins when the product is delivered to the user. Proof of purchase and warranty is considered to be the invoice and the serial number indicated on each RCN product.

The warranty covers the repair of damage or defects to the product occurring during the warranty period that are clearly based on material or manufacturing defects. This does not apply to parts subject to normal wear and tear. We reserve the right to provide warranty service by replacing or repairing damaged parts. The warranty does not cover damage resulting from improper handling and use, failure to follow the instructions in this document, use of unsuitable or abrasive cleaning agents or in the event of intentional damage.

In case of a warranty claim, please contact your dealer/retailer or RCN directly. If the product is sent to us for repair, the shipment will be at the sender's expense and risk.

Justified warranty services will be performed free of charge. They do not extend or renew the warranty period of the product.

Any other claims, in particular claims for compensation for damage not caused to the product, are excluded. This warranty is in addition to and does not affect the statutory or other rights of the end user.

We see it as our main task to develop and manufacture products that perfectly meet the needs of our customers. Please let us know if you think we should change or improve anything, and if you are satisfied, please let us know, because that is what makes us happy, of course. You will find our e-mail address, telephone and fax number and postal address on the first page.