

Instructions for use and product information

IMPORTANT: READ CAREFULLY AND KEEP FOR FUTURE REFERENCE.



RCN Medizin- und Rehattechnik GmbH, Hauptstraße 4, D-55471 Sargenroth/Hunsrück
Phone +49 (0) 67 61 / 91 97 0, Fax +49 (0) 67 61 / 91 97 70, Email: info@rcn-medizin.de

Bathtub with mobile frame BWR 200



*The combination fulfils the
DIN EN 17072:2019-05*

WARNING - There is a risk of drowning

- **Babies drowned while bathing.**
- **Infants can drown within a very short time even in water 2 cm deep.**
- **Always stay with the child during bathing.**

Content

1 Intended use	1
2 Safety regulations	1
3 First steps	1
4 Operation and functions	2
5 Cleaning and disinfection	2
6 Care and maintenance	2
7 Technical data	2
8 Labelling	2
9 Spare parts	3
10 Storage, reuse and disposal	3
11 Warranty / Liability	3

1 Use s purpose

The combination BWR 200, consisting of baby bath and mobile stand may only be used in the original combination for bathing babies and small children. Every user must have familiarised himself with this instruction manual before use.

2 Safety regulations

Take the infant with you when you have to leave the room and do not leave him in the water.

Do not use the product on an elevated surface (e.g. table).

To avoid the risk of scalding from hot water from the tap, position the product so that the child cannot reach the water source.

Always check the water temperature before bathing the child.

Do not use the product if any components are defective or missing.

Do not use any spare parts and accessories other than those approved by the manufacturer.

The tub can be used on the frame until the child tries to stand up independently.

The chassis with tray must not be placed near open fires or strong heat sources such as gas ovens or radiant heaters.

Also, do not use the tub near electrical appliances, switches or sockets.

The chassis may only be used on flat and smooth surfaces, without thresholds, drains, carpet edges etc.

Do not transport the child in the mobile combination.

3 First steps

Check the combination for apparent transport damage. Do not use it if there is any damage.

The combination is delivered fully assembled. If necessary, the drain hose must be attached to the underside of the bathtub.

Place the instructions for use in a specific place, accessible to everyone.

Store the tub with chassis in a well-ventilated place without direct sunlight.

4 Operation and functions

Before each use of the combination, it must be checked for damage.

Before filling the tub with water, close all four locking devices on the castors and make sure that the plug is attached to the drain.

Always check the recommended water temperature of 37 °C before bathing.

5 Cleaning and disinfection

Commercially available colourless disinfectants for plastic surfaces are suitable. Do not use steel wool or scouring agents! Hydrocarbons such as petrol or acetone are also not suitable.

a. Clean the tub with a damp cloth or soft brush. It is best to clean from top to bottom.

b. Wet the tub with the disinfectant and let it soak in according to the manufacturer's instructions.

c. If the disinfectant manufacturer specifies a clear rinse, rinse off any residues with clean, running water. Alternatively, wipe all surfaces with a cloth and rinse it frequently under running water.

6 Care and maintenance

To avoid malfunctions, carry out the following activities according to the schedule:

Daily:

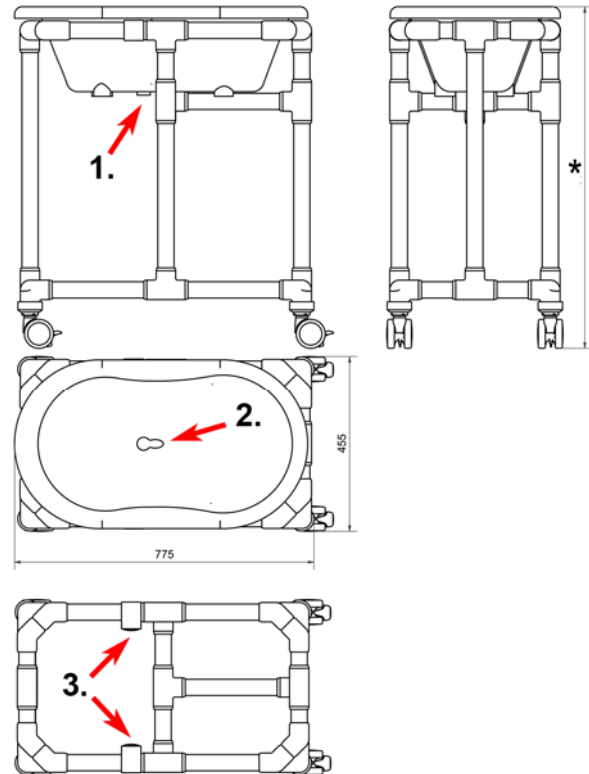
Clean and disinfect

Weekly:

Visually check all components. Check the function of the castor locks. Check that the tub with the hose unit is undamaged.

No material-preserving maintenance measures are required.

7 Technical data



1. connection drain hose

2. drain / drain plug

3. fixings for the foot end of the tub

* Height (standard): 875 mm




from 850 mm - 1.000 mm orderable

Max. Load capacity: 25 kg (incl. water)

Tub material: Polypropylene

8 Marking

Symbols used:

	Order number
	Serial number
	Manufacturer

9 Spare parts

Article no:	Illustration:
03.37.107.1	
03.37.108.1	
03.01.052.7	

Justified warranty services are carried out without any charge. They neither extend nor restart the warranty period for the product.

Any further claims, in particular those for compensation for damage not caused to the product, are excluded. This warranty is in addition to and in no way affects any statutory or other rights of end users.

We consider it our primary task to develop and manufacture products that best meet the needs of our customers. Tell us if you think we should change or improve something and if you are satisfied, tell us that too, because that is of course what we are most pleased about. You will find our email address, telephone number and fax number as well as our postal address on the first page.

Your RCN Team

Status: 28.07.2022

10 Storage, reuse and disposal

Location rung: Store the product at temperatures from 0 °C to 40 °C in a dry environment up to max. 75% humidity. The model cannot be disassembled or folded.

Reuse: The product is suitable for repeated use. The frequency depends on wear and tear and functional capability. Clean and disinfect the product according to chapter 8. Only pass on the product if all components fulfil their functions.

Disposal: The product does not contain any hazardous substances. You can dispose of the product locally.

11 Warranty / Liability

We provide the end user with a guarantee for the RCN product supplied under the following conditions:

The warranty period is generally 3 years, for the plastic or metal frame it is 5 years. It begins at the time the product is handed over to the user. The proof of purchase in connection with the indication of the serial number applied to the product is valid as proof of guarantee.

The warranty covers the repair of damage or defects to the product occurring within the warranty period that are demonstrably due to material or manufacturing defects. Excluded from this are parts that are subject to natural wear and tear. We reserve the right to provide warranty service by replacing or repairing the damaged parts. The warranty does not cover damage resulting from improper handling and use, failure to observe the instructions contained herein, the use of unsuitable or abrasive cleaning agents or in the event of wilful damage.

In the event of a warranty claim, please contact your specialist dealer/retail partner or RCN directly. If the product is sent to us for repair, this will be at the expense and risk of the sender.